
VIJAY SOLVEX LIMITED

Regd. Office : Bhagwati Sadan, S.D. Marg, ALWAR - 301001
Factory : Old Industrial Area, Itarana Road, ALWAR -301001

Ref: VSL/Sec/13-14/

Friday, 12th July, 2013

The Bombay Stock Exchange Limited
25th Floor,
Phiroze Jeejeebhoy Towers,
Dalal Street,
MUMBAI - 400001

Sub: - Shareholding pattern for quarter ended 30.06.2013


Company Scrip Code: 531069

Dear Sir,

Please find enclosed herewith Shareholding Pattern for 1st Quarter ended 30th June, 2013 under Clause 35 of listing Agreement for your office records.

Thanking You,

Yours Faithfully
FOR Vijay Solvex Limited



(J.P. Lodha)
Company Secretary

Encl: As above

Name of the Company : VIJAY SOLVEX LIMITED			
Company Scrip Code : 531069			
Name of the Scrip : VIJSOLX			
Class of security : EQUITY SHARES			
Quarter ended : 30.06.2013			
Partly paid-up shares:-	No. of partly paid-up shares	As a % of total no. of partly paid-up shares	As a % of total no. of shares of the company
Held by promoter/promoter group	NIL	NIL	NIL
Held by public	NIL	NIL	NIL
Total	NIL	NIL	NIL
Outstanding convertible securities:-	No. of outstanding securities	As a % of total no. of outstanding convertible securities	As a % of total no. of shares of the company, assuming full conversion of the convertible securities
Held by promoter/promoter group	NIL	NIL	NIL
Held by public	NIL	NIL	NIL
Total	NIL	NIL	NIL
Warrants:-	No. of warrants	As a % of total no. of warrants	As a % of total no. of shares of the company, assuming full conversion of warrants
Held by promoter/promoter group	NIL	NIL	NIL
Held by public	NIL	NIL	NIL
Total	NIL	NIL	NIL
Total paid-up capital of the company, assuming full conversion of warrants and convertible securities	NIL	NIL	NIL




Statement Showing Shareholding Pattern

Category code	Category of Shareholder	Number of Shareholders	Total number of shares	Table (D)(a)		Total shareholding as a percentage of total number of shares		Shares Pledged or otherwise encumbered	
				Number of shares held in dematerialized form	As a percentage of (A+B) ¹	As a percentage of (A+B+C)	Number of shares	As a percentage (IX) = (VIII)/(IV)*100	
(I)	(II)	(III)	(IV)	(V)	(VI)	(VII)	(VIII)	(IX)	
(A)	Shareholding of Promoter and Promoter Group ²								
1	Indian								
(a)	Individuals/ Hindu Undivided Family	21	1277512	0	39.91	39.91	0	0.00	
(b)	Central Government/ State Government(s)	0	0	0	0.00	0.00	0	0.00	
(c)	Bodies Corporate	9	897138	316700	28.02	28.02	0	0.00	
(d)	Financial Institutions/ Banks	0	0	0	0.00	0.00	0	0.00	
(e)	Any Others(Specify)	0	0	0	0.00	0.00	0	0.00	
	Sub Total(A)(1)	30	2174650	316700	67.93	67.93	0	0.00	
2	Foreign								
a	Individuals (Non-Residents Individuals/ Foreign Individuals)	0	0	0	0.00	0.00	0	0.00	
b	Bodies Corporate	0	0	0	0.00	0.00	0	0.00	
c	Institutions	0	0	0	0.00	0.00	0	0.00	
d	Qualified Foreign Investor	0	0	0	0.00	0.00	0	0.00	
e	Any Others(Specify)	0	0	0	0.00	0.00	0	0.00	
	Sub Total(A)(2)	0	0	0	0.00	0.00	0	0.00	



	Total Shareholding of Promoter and Promoter Group (A)= (A)(1)+(A)(2)	30	2174650	316700	67.93	67.93	0	0.00
(B)	Public shareholding							
1	Institutions							
(a)	Mutual Funds/ UTI	0	0	0	0.00	0.00	0	0.00
(b)	Financial Institutions / Banks	0	0	0	0.00	0.00	0	0.00
(c)	Central Government/ State Government(s)	0	0	0	0.00	0.00	0	0.00
(d)	Venture Capital Funds	0	0	0	0.00	0.00	0	0.00
(e)	Insurance Companies	0	0	0	0.00	0.00	0	0.00
(f)	Foreign Institutional Investors	0	0	0	0.00	0.00	0	0.00
(g)	Foreign Venture Capital Investors	0	0	0	0.00	0.00	0	0.00
(h)	Qualified Foreign Investor	0	0	0	0.00	0.00	0	0.00
(i)	Any Other (specify)	0	0	0	0.00	0.00	0	0.00
	Sub-Total (B)(1)	0	0	0	0.00	0.00	0	0.00
B 2	Non-institutions							
(a)	Bodies Corporate	16	391137	162200	12.22	12.22	0	0.00
(b)	Individuals							
I	Individuals - i. Individual shareholders holding nominal share capital up to Rs 1 lakh	218	79600	14703	2.49	2.49	0	0.00
II	ii. Individual shareholders holding nominal share capital in excess of Rs. 1 lakh.	13	555476	29000	17.35	17.35	0	0.00
c	Qualified Foreign Investor	0	0	0	0.00	0.00	0	0.00
(d)	Any Other (specify)	0	0	0	0.00	0.00	0	0.00
(d-i)	Hindu Undivided Family	2	300	300	0.01	0.01	0	0.00
(d-ii)	Clearing Members/House	1	100	100	0.00	0.00	0	0.00
	Sub-Total (B)(2)	250	1026613	206303	32.07	32.07	0	0.00



(B)	Total Public Shareholding (B)= (B)(1)+(B)(2)	250	1026613	206303	32.07	32.07	0	0.00
	TOTAL (A)+(B)	280	3201263	523003	100.00	100.00	0	0.00
(C)	Shares held by Custodians and against which Depository Receipts have been issued							
1	Promoter and Promoter Group	0	0	0	0	0.00	0	0.00
2	Public	0	0	0	0	0.00	0	0.00
	Sub-Total (C)	0	0	0	0	0.00	0	0.00
	GRAND TOTAL (A)+(B)+(C)	280	3201263	523003	100	100.00	0	0.00

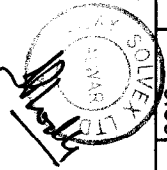


(D)(b) Statement showing holding of securities (including shares, warrants, convertible securities) of persons belonging to the category "Promoter and Promoter Group"

Sr. No.	Name of the shareholder	Details of Shares held		Encumbered shares (*)	Details of warrants		Details of convertible securities		Total shares (including underlying shares assuming full conversion of warrants and convertible securities) as a % of diluted share capital
		Number of shares held	As a % of grand total (A)+(B)+(C)		No.	As a % of grand total (A)+(B)+(C)	As a % of total number of warrants held	As a % of total convertible securities held	




(i)	(ii)	(iii)	(iv)	(v)	(vi) = (v)/(iii)*	(vii)	(viii)	(ix)	(x)	(xi)	(xii)
1	Gulab Devi	85800	2.68		0.00	0.00		0.00		0.00	
2	Ramesh Kumar Gupta	1200	0.04		0.00	0.00		0.00		0.00	
3	Niranjan Lal Daya Kishan	1200	0.04		0.00	0.00		0.00		0.00	
4	Vijay Kumar Sourabh Kr.	1200	0.04		0.00	0.00		0.00		0.00	
5	N.L. Data P/o Pyarelal Niranjan Lal	2038	0.06		0.00	0.00		0.00		0.00	
6	Kundan Lal	15000	0.47		0.00	0.00		0.00		0.00	
7	Daya Kishan Data K/o Daya Kishan HUF	28200	0.88		0.00	0.00		0.00		0.00	
8	Niranjan Lal K/o Pyarelal Gangadeen	31020	0.97		0.00	0.00		0.00		0.00	
9	Vijay Gupta K/o Vijay Gupta HUF	56400	1.76		0.00	0.00		0.00		0.00	
10	Daya Kishan Data P/o Vijay Tin Industries	73076	2.28		0.00	0.00		0.00		0.00	
11	Gayatri Devi	76168	2.38		0.00	0.00		0.00		0.00	
12	Akansha Data	84600	2.64		0.00	0.00		0.00		0.00	
13	N.L. Data P/o Vijay Oil Mill	85561	2.67		0.00	0.00		0.00		0.00	
14	Nirmala Devi	86038	2.69		0.00	0.00		0.00		0.00	
15	Vijay Kumar Gupta	93453	2.92		0.00	0.00		0.00		0.00	
16	Vijay Gupta K/o Gangadeen Vijay Kr.	95880	3.00		0.00	0.00		0.00		0.00	
17	Niranjan Lal Data	105228	3.29		0.00	0.00		0.00		0.00	



18	Saurabh Data	105750	3.30	0.00	0.00	0.00	0.00	0.00	0.00	0.00	0.00	0.00	0.00
19	Daya Kishan Data P/o Vijay Industries	122800	3.84	0.00	0.00	0.00	0.00	0.00	0.00	0.00	0.00	0.00	0.00
20	Niranjan Lal Data K/o Niranjan Lal HUF	126900	3.96	0.00	0.00	0.00	0.00	0.00	0.00	0.00	0.00	0.00	0.00
21	Vijay International Ltd	157300	4.91	0.00	0.00	0.00	0.00	0.00	0.00	0.00	0.00	0.00	0.00
22	Jay Complex (P) Ltd	1200	0.04	0.00	0.00	0.00	0.00	0.00	0.00	0.00	0.00	0.00	0.00
23	Deepak Vegpro (P) Ltd	38200	1.19	0.00	0.00	0.00	0.00	0.00	0.00	0.00	0.00	0.00	0.00
24	Indo Caps (P) Ltd	71700	2.24	0.00	0.00	0.00	0.00	0.00	0.00	0.00	0.00	0.00	0.00
25	Raghuvar India Ltd	104728	3.27	0.00	0.00	0.00	0.00	0.00	0.00	0.00	0.00	0.00	0.00
26	Bhagwati Agro Products Ltd	115290	3.60	0.00	0.00	0.00	0.00	0.00	0.00	0.00	0.00	0.00	0.00
27	Gaurav Enclave (P) Ltd	159600	4.99	0.00	0.00	0.00	0.00	0.00	0.00	0.00	0.00	0.00	0.00
28	Vijay Agro Mills (P) Ltd	249120	7.78	0.00	0.00	0.00	0.00	0.00	0.00	0.00	0.00	0.00	0.00
TOTAL		2174650	67.93	0.00	0.00	0.00	0.00	0.00	0.00	0.00	0.00	0.00	0.00

(*) The term "encumbrance" has the same meaning as assigned to it in regulation 28(3) of the SAST Regulations, 2011



(D)(c)(i) Statement showing holding of securities (including shares, warrants, convertible securities) of persons belonging to the category "Public" and holding more than 1% of the total number of shares

Sr. No.	Name of the shareholder	Number of shares held	Shares as a percentage of total number of shares {i.e., Grand Total (A)+(B)+(C) indicated in Statement at para (D)(a) above}	Details of warrants		Details of convertible securities		Total shares (including underlying shares assuming full conversion of warrants and convertible securities) as a % of diluted share capital
				Number of warrants held	As a % of total number of warrants of the same class	Number of convertible securities held	% w.r.t total number of convertible securities of the same class	
1	Ravi Tradecom (P) Ltd	154761	4.83	0	0	0	0	0
2	Shittal Buildhome (P) Ltd	154600	4.83	0	0	0	0	0
3	Babu Lal K/o Babual HUF	126900	3.96	0	0	0	0	0
4	Mohini Devi	79628	2.49	0	0	0	0	0
5	Babu Lal Data	76478	2.39	0	0	0	0	0
6	Chameli Devi	68320	2.13	0	0	0	0	0
7	Inerface IT Services (P) Ltd	53300	1.66	0	0	0	0	0
8	Deepak Data	48300	1.51	0	0	0	0	0
9	Vidhi Data	42300	1.32	0	0	0	0	0
10	Ajay Kumar Data	33950	1.06	0	0	0	0	0
TOTAL		838537	26.19	0	0	0	0	0



(D)(c)(ii) Statement showing holding of securities (including shares, warrants, convertible securities) of persons (together with PAC) belonging to the category "Public" and holding more than 5% of the total number of shares of the company

Sr. No.	Name(s) of the shareholder(s) and the Persons Acting in Concert (PAC) with them	Number of shares	Shares as a percentage of total number of shares {i.e., Grand Total (A)+(B)+(C) indicated in Statement at para (D)(a) above}	Details of warrants		Details of convertible securities		Total shares (including underlying shares assuming full conversion of warrants and convertible securities) as a % of diluted share capital
				Number of warrants	As a % total number of warrants of the same class	Number of convertible securities held	% w.r.t total number of convertible securities of the same class	
TOTAL		0	0.00	0	0	0	0	0



(D)(d) Statement showing details of locked-in shares

Sr. No.	Name of the shareholder	Number of locked-in shares	Locked-in shares as a percentage of total number of shares {i.e., Grand Total (A)+(B)+(C) indicated in Statement at para (D)(a) above}




(II)(a) Statement showing details of Depository Receipts (DRs)

Sr. No.	Type of outstanding DR (ADRs, GDRs, SDRs, etc.)	Number of outstanding DRs	Number of shares underlying outstanding DRs	Shares underlying outstanding DRs as a percentage of total number of shares (i.e., Grand Total (A)+(B)+(C) indicated in Statement at para (I)(a) above)



(D)(b) Statement showing holding of Depository Receipts (DRs), where underlying shares held by "promoter/promoter group" are in excess of 1% of the total number of shares

Sr. No.	Name of the DR Holder	Type of outstanding DR (ADRs, GDRs, SDRs, etc.)	Number of shares underlying outstanding DRs	Shares underlying outstanding DRs as a percentage of total number of shares [i.e., Grand Total (A)+(B)+(C) indicated in Statement at para (D)(a) above]



Sr.No Notes

