

TIN : 08220603141

Vijay Solvex Limited



Corporate Identification Number : L15142RJ1987PLC004232
Regd. Office : Bhagwati Sadan, S.D. Marg, ALWAR - 301001
Factory : Old Industrial Area, Itarana Road, ALWAR -301001

Ref: VSL/Sec/15-16/527

Saturday, 11th April, 2015

The Bombay Stock Exchange Limited
25th Floor,
Phiroze Jeejeebhoy Towers,
Dalal Street,
MUMBAI – 400001

Sub: - Shareholding pattern for quarter ended 31.03.2015

Company Scrip Code: 531069

Dear Sir,

Please find enclosed herewith Shareholding Pattern for 4th Quarter ended 31st March, 2015 under Clause 35 of listing Agreement for your office records.

Thanking You,


Yours Faithfully
FOR Vijay Solvex Limited

A handwritten signature in black ink, appearing to read "J.P. Lodha", written over a horizontal line.

(J.P. Lodha)
Company Secretary


Encl: As above

Name of the Company : VIJAY SOLVEX LIMITED			
Company Scrip Code : 531069			
Name of the Scrip : VIJSOLX			
Class of security : EQUITY SHARES			
Quarter ended : 31.03.2015			
	No. of partly paid-up shares	As a % of total no. of partly paid-up shares	As a % of total no. of shares of the company
Partly paid-up shares:-			
Held by promoter/promoter group	NIL	NIL	NIL
Held by public	NIL	NIL	NIL
Total	NIL	NIL	NIL
Outstanding convertible securities:-			
	No. of outstanding securities	As a % of total no. of outstanding convertible securities	As a % of total no. of shares of the company, assuming full conversion of the convertible securities
Held by promoter/promoter group	NIL	NIL	NIL
Held by public	NIL	NIL	NIL
Total	NIL	NIL	NIL
Warrants:-			
	No. of warrants	As a % of total no. of warrants	As a % of total no. of shares of the company, assuming full conversion of warrants
Held by promoter/promoter group	NIL	NIL	NIL
Held by public	NIL	NIL	NIL
Total	NIL	NIL	NIL
Total paid-up capital of the company, assuming full conversion of warrants and convertible securities	NIL	NIL	NIL



Statement Showing Shareholding Pattern

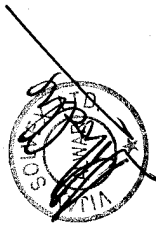
Category code	Category of Shareholder	Table (I)(a)						Shares Pledged or otherwise encumbered	
		Number of Shareholders	Total number of shares	Number of shares held in dematerialized form	Total shareholding as a percentage of total number of shares		Number of shares	As a percentage	
					of(A+B) ¹	(A+B+C)			
(I)	(II)	(III)	(IV)	(V)	(VI)	(VII)	(VIII)	(IX)= (VIII)/(IV)*100	
(A)	Shareholding of Promoter and Promoter Group²								
1	Indian								
(a)	Individuals/ Hindu Undivided Family	21	1277512	0	0	39.91	39.91	0	0.00
(b)	Central Government/ State Government(s)	0	0	0	0	0.00	0.00	0	0.00
(c)	Bodies Corporate	9	897138	316700	0	28.02	28.02	0	0.00
(d)	Financial Institutions/ Banks	0	0	0	0	0.00	0.00	0	0.00
(e)	Any Others(Specify)	0	0	0	0	0.00	0.00	0	0.00
	Sub Total(A)(1)	30	2174650	316700	0	67.93	67.93	0	0.00
2	Foreign								
a	Individuals (Non-Residents Individuals/ Foreign Individuals)	0	0	0	0	0.00	0.00	0	0.00
b	Bodies Corporate	0	0	0	0	0.00	0.00	0	0.00
c	Institutions	0	0	0	0	0.00	0.00	0	0.00
d	Qualified Foreign Investor	0	0	0	0	0.00	0.00	0	0.00
e	Any Others(Specify)	0	0	0	0	0.00	0.00	0	0.00
	Sub Total(A)(2)	0	0	0	0	0.00	0.00	0	0.00



	Total Shareholding of Promoter and Promoter Group (A)= (A)(1)+(A)(2)	30	2174650	316700	67.93	67.93	0	0.00
(B)	Public shareholding							
1	Institutions							
(a)	Mutual Funds/ UTI	0	0	0	0.00	0.00	0	0.00
(b)	Financial Institutions/ Banks	0	0	0	0.00	0.00	0	0.00
(c)	Central Government/ State Government(s)	0	0	0	0.00	0.00	0	0.00
(d)	Venture Capital Funds	0	0	0	0.00	0.00	0	0.00
(e)	Insurance Companies	0	0	0	0.00	0.00	0	0.00
(f)	Foreign Institutional Investors	0	0	0	0.00	0.00	0	0.00
(g)	Foreign Venture Capital Investors	0	0	0	0.00	0.00	0	0.00
(h)	Qualified Foreign Investor	0	0	0	0.00	0.00	0	0.00
(i)	Any Other (specify)	0	0	0	0.00	0.00	0	0.00
	Sub-Total (B)(1)	0	0	0	0.00	0.00	0	0.00
2	Non-institutions							
(a)	Bodies Corporate	15	387937	159000	12.12	12.12	0	0.00
(b)	Individuals							
I	Individuals -i. Individual shareholders holding nominal share capital up to Rs 1 lakh	218	82800	18503	2.59	2.59	0	0.00
II	ii. Individual shareholders holding nominal share capital in excess of Rs. 1 lakh.	13	555476	29000	17.35	17.35	0	0.00
c	Qualified Foreign Investor	0	0	0	0.00	0.00	0	0.00
(d)	Any Other (specify)	0	0	0	0.00	0.00	0	0.00
(d-i)	Hindu Undivided Family	2	300	300	0.01	0.01	0	0.00
(d-ii)	Clearing Members/House	1	100	100	0.00	0.00	0	0.00
	Sub-Total (B)(2)	249	1026613	206903	32.07	32.07	0	0.00
	Total Public Shareholding (B)= (B)(1)+(B)(2)	249	1026613	206903	32.07	32.07	0	0.00



	TOTAL (A)+(B)	279	3201263	523603	100.00	100.00	0	0.00
(C)	Shares held by Custodians and against which Depository Receipts have been issued							
1	Promoter and Promoter Group	0	0	0	0.00	0.00	0	0.00
2	Public	0	0	0	0.00	0.00	0	0.00
	Sub-Total (C)	0	0	0	0.00	0.00	0	0.00
	GRAND TOTAL (A)+(B)+(C)	279	3201263	523603	100	100.00	0	0.00



(D)(b) Statement showing holding of securities (including shares, warrants, convertible securities) of persons belonging to the category "Promoter and Promoter Group"

Sr.	Name of the shareholder	Details of Shares held		Encumbered shares (*)		Details of warrants	Details of convertible securities		Total shares (including underlying shares assuming full conversion of warrants and convertible securities) as a % of diluted share capital
		Number of shares held	As a % of grand total (A)+(B)+(C)	No.	As a percentage		As a % of total number of warrants held	As a % of total number of convertible securities held	
No.									



(I)	(II)	(III)	(IV)	(V)	= (V)/(III)*	(VII)	(VIII)	(IX)	(X)	(XI)	(XII)
1	Gulab Devi	85800	2.68		0.00	0.00		0.00		0.00	0.00
2	Ramesh Kumar Gupta	1200	0.04		0.00	0.00		0.00		0.00	0.00
3	Niranjan Lal Daya Kishan	1200	0.04		0.00	0.00		0.00		0.00	0.00
4	Vijay Kumar Saurabh Kr.	1200	0.04		0.00	0.00		0.00		0.00	0.00
5	N.L. Data P/o Pyarelal Niranjan Lal	2038	0.06		0.00	0.00		0.00		0.00	0.00
6	Kundan Lal	15000	0.47		0.00	0.00		0.00		0.00	0.00
7	Daya Kishan Data K/o Daya Kishan HUF	28200	0.88		0.00	0.00		0.00		0.00	0.00
8	Niranjan Lal K/o Pyarelal Gangadeen	31020	0.97		0.00	0.00		0.00		0.00	0.00
9	Vijay Gupta K/o Vijay Gupta HUF	56400	1.76		0.00	0.00		0.00		0.00	0.00
10	Daya Kishan Data P/o Vijay Tin Industries	73076	2.28		0.00	0.00		0.00		0.00	0.00
11	Gayatri Devi	76168	2.38		0.00	0.00		0.00		0.00	0.00
12	Akansha Data	84600	2.64		0.00	0.00		0.00		0.00	0.00
13	N.L. Data P/o Vijay Oil Mill	85561	2.67		0.00	0.00		0.00		0.00	0.00
14	Nirmala Devi	86038	2.69		0.00	0.00		0.00		0.00	0.00
15	Vijay Kumar Gupta	93453	2.92		0.00	0.00		0.00		0.00	0.00
16	Vijay Gupta K/o Gangadeen Vijay Kr.	95880	3.00		0.00	0.00		0.00		0.00	0.00
17	Niranjan Lal Data	105228	3.29		0.00	0.00		0.00		0.00	0.00



18	Saurabh Data	105750	3.30	0.00	0.00	0.00	0.00	0.00	0.00	0.00	0.00	0.00
19	Daya Kishan Data P/o Vijay Industries	122800	3.84	0.00	0.00	0.00	0.00	0.00	0.00	0.00	0.00	0.00
20	Niranjan Lal Data K/o Niranajan Lal HUF	126900	3.96	0.00	0.00	0.00	0.00	0.00	0.00	0.00	0.00	0.00
21	Vijay International Ltd	157300	4.91	0.00	0.00	0.00	0.00	0.00	0.00	0.00	0.00	0.00
22	Jay Complex (P) Ltd	1200	0.04	0.00	0.00	0.00	0.00	0.00	0.00	0.00	0.00	0.00
23	Deepak Vegpro (P) Ltd	38200	1.19	0.00	0.00	0.00	0.00	0.00	0.00	0.00	0.00	0.00
24	Indo Caps (P) Ltd	71700	2.24	0.00	0.00	0.00	0.00	0.00	0.00	0.00	0.00	0.00
25	Raghuvar India Ltd	104728	3.27	0.00	0.00	0.00	0.00	0.00	0.00	0.00	0.00	0.00
26	Bhagwati Agro Products Ltd	115290	3.60	0.00	0.00	0.00	0.00	0.00	0.00	0.00	0.00	0.00
27	Gaurav Enclave (P) Ltd	159600	4.99	0.00	0.00	0.00	0.00	0.00	0.00	0.00	0.00	0.00
28	Vijay Agro Mills (P) Ltd	249120	7.78	0.00	0.00	0.00	0.00	0.00	0.00	0.00	0.00	0.00
TOTAL		2174650	67.93	0.00	0.00	0.00	0.00	0.00	0.00	0.00	0.00	0.00

(*) The term "encumbrance" has the same meaning as assigned to it in regulation 28(3) of the SAST Regulations, 2011



(D)(c)(i) Statement showing holding of securities (including shares, warrants, convertible securities) of persons belonging to the category "Public" and holding more than 1% of the total number of shares									
Sr. No.	Name of the shareholder	Number of shares held	Shares as a percentage of total number of shares {i.e., Grand Total (A)+(B)+(C) indicated in Statement at para (D)(a) above}	Details of warrants		Details of convertible securities		Total shares (including underlying shares assuming full conversion of warrants and convertible securities) as a % of diluted share capital	
				Number of warrants held	As a % total number of warrants of the same class	Number of convertible securities held	% w.r.t total number of convertible securities of the same class		
1	Ravi Tradecom (P) Ltd	154761	4.83	0	0	0	0	0	
2	Shital Buildhome (P) Ltd	154600	4.83	0	0	0	0	0	
3	Babu Lal K/o Babulal HUF	126900	3.96	0	0	0	0	0	
4	Mohini Devi	79628	2.49	0	0	0	0	0	
5	Babu Lal Data	76478	2.39	0	0	0	0	0	
6	Chameli Devi	68320	2.13	0	0	0	0	0	
7	Interface IT Services (P) Ltd.	53300	1.66	0	0	0	0	0	
8	Deepak Data	48300	1.51	0	0	0	0	0	
9	Vidhi Data	42300	1.32	0	0	0	0	0	
10	Ajay Kumar Data	33950	1.06	0	0	0	0	0	
TOTAL		838537	26.19	0	0	0	0	0	

